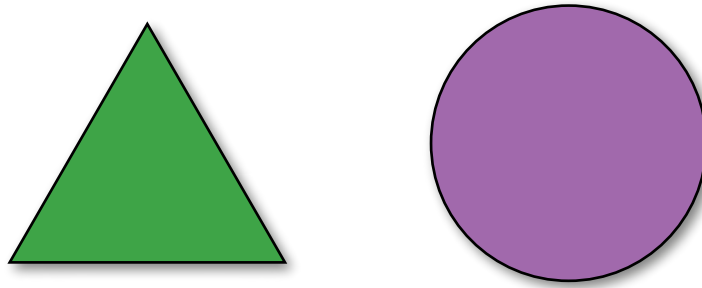


# COMPARE AND CONTRAST



To **compare** means to look for all of the similar qualities between two or more things. For instance, you could compare a dog and a cat by noting that they are both animals, or you could compare different books by noting the similar themes they share.

To **contrast** means to look for all of the differing qualities between two or more things. For instance, you could contrast an elephant and a mouse by noting their different sizes, or you could contrast the personalities of different people.

Take a look at the two shapes below. They are similar in some ways and different in others, so you can both compare *and* contrast them.



Compare
<ul style="list-style-type: none"><li>· Shapes</li><li>· Filled with color</li><li>· Similar size</li></ul>

Contrast	
	
<ul style="list-style-type: none"><li>· Triangle</li><li>· Green</li><li>· Three points</li><li>· Three sides</li></ul>	<ul style="list-style-type: none"><li>· Circle</li><li>· Purple</li><li>· No points</li><li>· No sides</li></ul>

This is a simple example. However, there are more challenging ways in which you might be asked to compare

and contrast something. For example, in your English class, you may be asked to compare and contrast key themes or ideas, or in math and science classes, you may be asked to compare and contrast different graphs and values.

